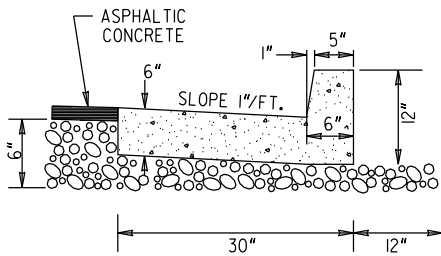
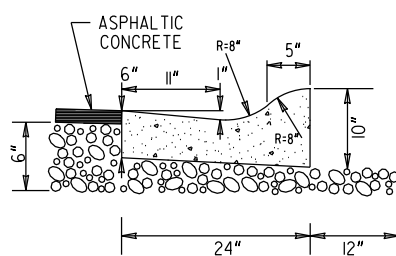


CURB & GUTTER OPTIONS FOR RESIDENTIAL ROADWAYS

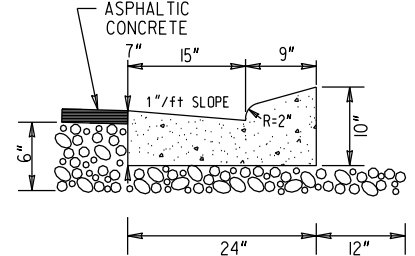
NOTE: ALL CURB OPTIONS SHALL HAVE A MINIMUM OF 2" COMPACTED GRADED AGGREGATE BASE UNDER THE CURB & GUTTER



30" HIGH BACK CURB



24" ROLL-OVER



24" ROME STANDARD

NOTES:

- ONE-HALF (1/2) INCH EXPANSION JOINTS OF PRE-MOLDED BITUMASTIC EXPANSION JOINT MATERIAL SHALL BE PROVIDED AT ALL RADIUS POINTS AND AT INTERVALS NOT TO EXCEED 50 FEET IN THE REMAINDER OF THE CURB AND GUTTER.
- INFERIOR WORKMANSHIP OR CONSTRUCTION METHODS RESULTING IN UNSIGHTLY CURB AND GUTTER WILL BE CAUSE FOR REJECTION OF THE FINISHED WORK.

SCALE : NOT TO SCALE

URBAN RESIDENTIAL ROADWAY TYPICAL SECTION

FLOYD COUNTY, GEORGIA ENGINEERING DEPARTMENT

12 E. 4TH AVENUE, SUITE 100

ROME, GEORGIA 30161